


SHEFFIELD CITY HALL



THE BALLROOM



Ballroom Technical Specifications

Capacity.

See reverse for details.

Stage.

12m x 5m (39' x 16'") Max
Height of stage 860mm (34")

House Lighting. (Minimal)

8 x fresnels
Strand lighting desk
Two supra lift supported truss sections the width of stage at front and rear of stage.

Power.

For lighting tails 50 amps 3 phase, neutral + earth
For sound tails 50 amps 1 phase, neutral + earth maximum.
13 amp sockets.

Smoke, pyro effects.

Full list of those intended for use to be submitted at least 21 days prior to event for licensing approval.

House P.A.

Speech and background music only.

Dressing rooms.

Two behind stage

Access.

Stairs from street or goods lift

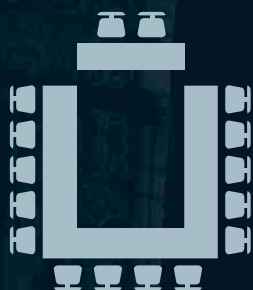
SHEFFIELD CITY HALL



ROOM CAPACITIES AND FACILITIES

Room / Suite	Theatre	Boardroom	Area sq m	Internet access	Dining Seated	Wheelchair Access	Natural Daylight
Irwin Mitchell Oval Hall	2271	n/a	n/a	Y	n/a	Y	Y
Memorial Hall	430	50	245	Y	150	Y	Y
Ballroom	450	50	475	Y	300	Y	N
North Hall	150	30	150	Y	70	Y	N
South Hall	150	30	175	Y	70	Y	N
Harris Suite	50	20	54	Y	30	Y	Y
Barbirolli Suite	50	20	54	Y	30	Y	Y
Balcony East	10	n/a	19	Y	n/a	Y	Y

STANDARD ROOM LAYOUTS



U-shaped




Theatre style



Cabaret style



Boardroom style



Hollow square



Class room style